



# BICYCLE PROFESSIONAL



© Released as a copy template. MobileKids - an initiative of Mercedes-Benz Group AG, Stuttgart 2024



**MobileKids**  
A Mercedes-Benz Initiative

## Hey kids!


Cycling is fun - but safety comes first! To make sure you're always safe on the road, there are a few important things to know. Together, we'll help you gear up perfectly and show you how to take care of your bike. And of course, we'll have lots of fun along the way - whether it's colouring or solving puzzles. Let's get started!

# What's missing from the bicycle?

There are many different parts to a traffic-safe bicycle. But do you know where to attach them? Connect the individual objects to the points on the bicycle and prove how well you know them. But beware, some of the parts have nothing to do with a bicycle.



A bicycle needs these nine parts.



Spoke reflectors




Rear brake



Bell



Rubber duck



White reflector




Rearview mirror




Red reflector



Rear light




Pocket knife



Pedal reflectors





Front brake



Speakers




Headlights



**MobileKids**  
A Mercedes-Benz Initiative

## Bicycle maintenance is teamwork

Your bicycle is like a friend who accompanies you to school, to friends or to sports training. For it to work properly, you need to maintain it regularly. Because only a functioning bicycle is a safe bicycle. Just a hint: It is especially fun to do the bicycle maintenance together with your parents. Since adults' bicycles also have to be checked.



This is how  
to maintain  
a bicycle!



# Puzzle fun in road traffic

Terms from road traffic are hidden in this picture puzzle. Take a close look at the pictures. If you know the names of the objects shown, write them down on a piece of paper. Now look for additional hints under the pictures and change the words by adding, deleting or replacing individual letters. Once you have the solution, enter the word in the boxes provided. The numbered boxes form the solution word at the very end. Have fun solving the puzzle!

$1 = S$     $3 = A$     $2 = R$

1							
---	--	--	--	--	--	--	--

$1 = D$     $4 =$

	2			
--	---	--	--	--

$1 = S$     $3 =$     $1 = D$     $2 =$     $3 = D$

				3	
--	--	--	--	---	--

$3 = D$     $3 =$     $3 = D$

4							
---	--	--	--	--	--	--	--

$2 = E$     $3 =$     $3 = C$     $2 = R$     $3 =$

	5						
--	---	--	--	--	--	--	--

$4 = N$     $1 =$     $1 = D$     $2 =$




			6						
--	--	--	---	--	--	--	--	--	--



**Solution word:**




1	2	3	4	5	6
---	---	---	---	---	---




# SOLUTIONS





  $\text{H}$   $\text{A}$    $\text{Z}$    $\text{B}$   
**HANDLEBAR**

  $\text{S}$   $\text{Z}$    $\text{Z}$   $\text{D}$   
**SADDLE**

  $\text{D}$   $\text{Z}$    $\text{Z}$    $\text{D}$   
**MUDGUARD**

  $\text{E}$   $\text{Z}$    $\text{C}$    $\text{R}$   $\text{Z}$   
**REFLECTOR**

  $\text{N}$  **10**   $\text{Z}$   
**MAINTENANCE**

Solution word:  
**HELMET**



Would you like to color and puzzle even more? Then download the other three chapters of the Moki booklet from the Internet with the help of your parents, print it out and the fun continues!



## Publication details

MobileKids is part of the corporate citizenship commitment of Mercedes-Benz. With it, we want to make a contribution to society that goes beyond our core business.

**Published by:** Mercedes-Benz Group AG,  
Mercedesstraße 120, 70372 Stuttgart  
**Contact:** info@mobilekids.de

**Concept, design and editing:**  
campra GmbH - Office for Communication,  
Stuttgart

© 2024 Mercedes-Benz Group AG  
All rights reserved.