


TRAFFIC SIGNS



© Released as a copy template. MobileKids - an initiative of Mercedes-Benz Group AG, Stuttgart 2024



MobileKids
A Mercedes-Benz Initiative

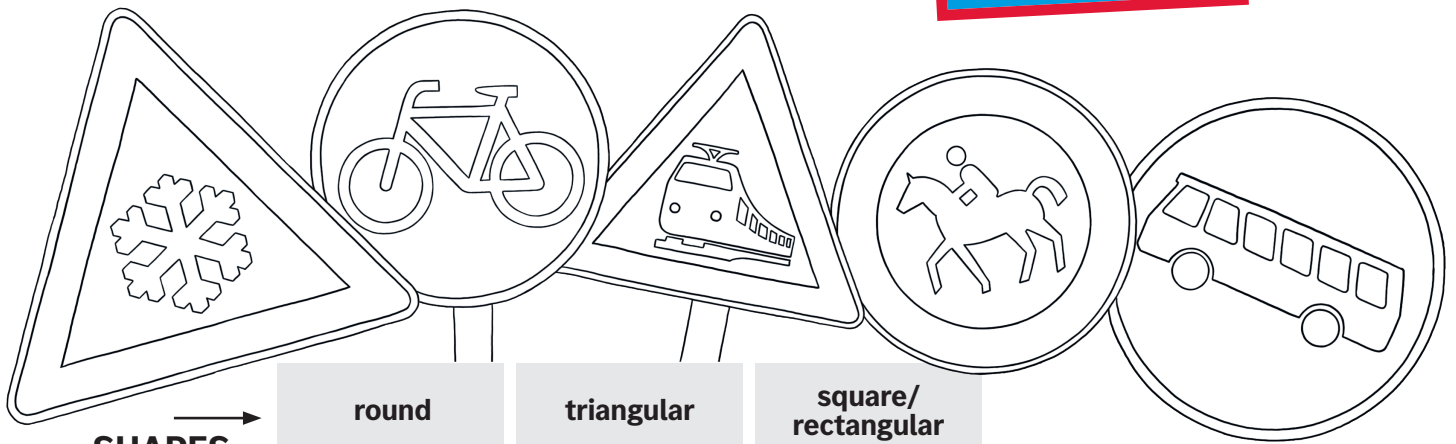
Hey kids!

Do you know why road signs are the stars of the road? It's quite simple: Each sign has its own role and without it, road traffic would be a big mess. Therefore, it is even more important that you know the meaning of the colourful signs. Come on, let's take a closer look at the language of the signs and walk through the traffic sign maze with Moki later.

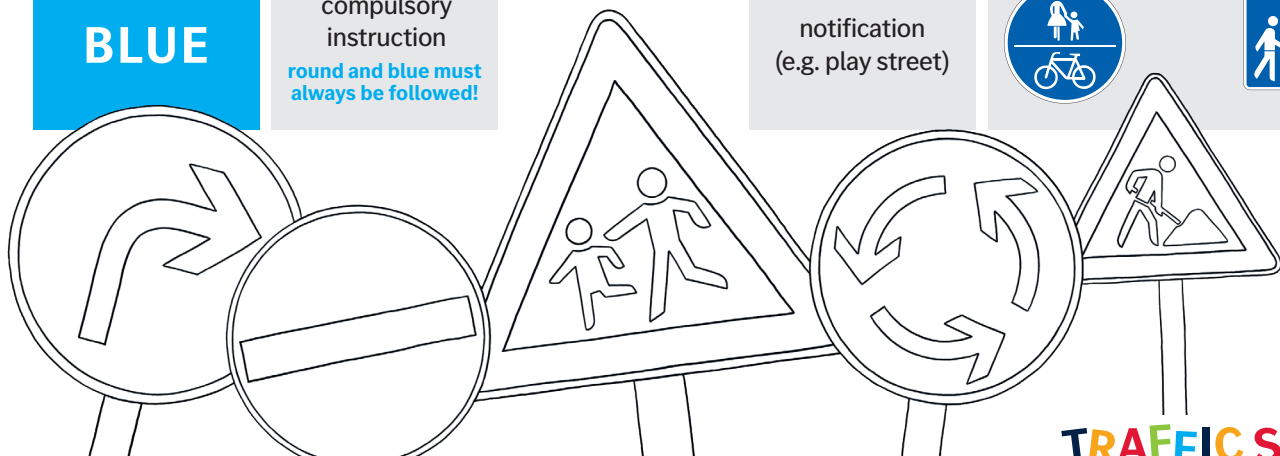
What do danger signs look like?



Depending on the shape and colour, traffic signs have a different meaning. However, they all help us to detect dangers and warnings at an early stage. If you want to know what the shapes and colours mean, then memorise this table with danger and safety signs. To test your knowledge, you can colour the signs with the right colours.

Why are warning signs triangular?



	SHAPES →	round	triangular	square/rectangular	EXAMPLES
↓ COLOURS					
RED	forbidden <i>round and red always means forbidden!</i>		danger	fire protection	
YELLOW			warning		
GREEN				rescue (e.g. first aid),	
BLUE	compulsory instruction <i>round and blue must always be followed!</i>			notification (e.g. play street)	





MobileKids
A Mercedes-Benz Initiative

The zebra stands for safety

Zebra crossings are special paths that should lead us safely across the road. Their story began about 3,000 years ago in ancient Rome. At that time, large stones were placed in the streets that could be walked on. Today, the transitions look like zebras, although they have nothing to do with the animals. In our video, we solve the mystery of the name.



That's why zebra crossings are called zebra crossings



Show Moki the way to school

Here you see a road sign maze. Your mission: Help Moki get to school safely. But be careful: You will only find the right way if you pay attention to the traffic signs and follow the traffic rules. In addition, you must always walk on the light grey footpath. At the bottom of the page, we will explain the meaning of each sign.




- | | | | | | | | |
|--|-------------------------|--|-----------------|--|------------------------|--|---------------|
| | Cattle/domestic animals | | Zebra crossing | | Pedestrian path | | Footpath |
| | Construction site | | No through road | | Bicycle path | | Street |
| | Falling rocks | | Parking area | | Pedestrians prohibited | | Traffic light |

SOLUTION



Would you like to color and puzzle even more? Then download the other three chapters of the Moki booklet from the Internet with the help of your parents, print it out and the fun continues!



Publication details

MobileKids is part of the corporate citizenship commitment of Mercedes-Benz. With it, we want to make a contribution to society that goes beyond our core business.

Published by: Mercedes-Benz Group AG,
Mercedesstraße 120, 70372 Stuttgart
Contact: info@mobilekids.de

Concept, design and editing:
campra GmbH - Office for Communication,
Stuttgart

© 2024 Mercedes-Benz Group AG
All rights reserved.